


SURGE TANKS & CATCH CANS PLUMBING GUIDE




SURGE TANK



CATCH CAN

AN-10 Breather.
Can be replaced with an AN-10 hose
and plumbed back to intake for sealed
system applications.



AN-10 Drain Tap.
Can be replaced with an AN-10 hose
drained to sump if required.



raceworks.com.au




GetRealAutoParts.com.au

FUEL CELL PLUMBING GUIDE OPTIONS



FUEL CELL OPTION 1 – INLINE ROLL OVER VALVE RECOMMENDED BY RACEWORKS



FUEL CELL OPTION 2 – BULKHEAD / ROLL OVER VALVE

