
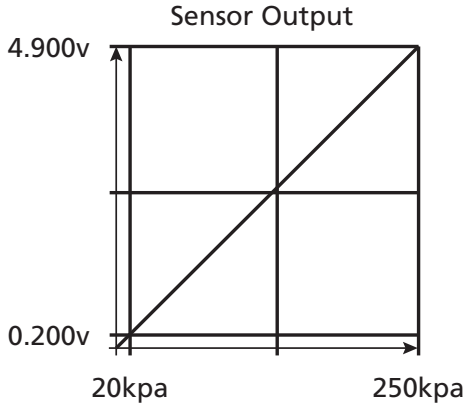


MOTOROLA CHIP MAP SENSOR 2.5 BAR MAP-063



CALIBRATION

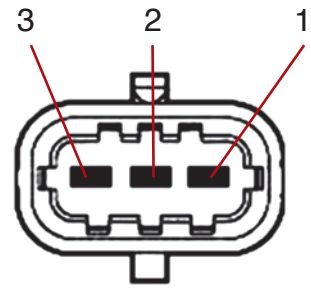
20kpa = 0.200v
250 kpa = 4.900v



Part No. MAP-063

WIRING DETAILS

PIN	Description
1	5 Volts
2	Sensor Ground
3	Signal



CONNECTOR KIT

CPS-067

