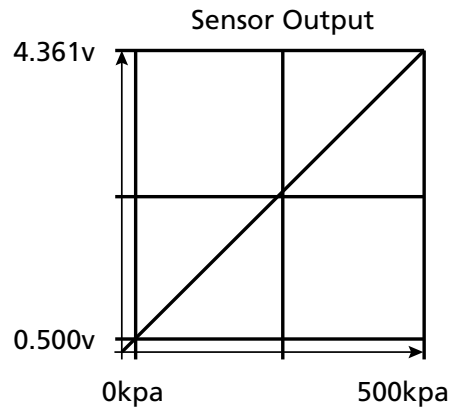


MAP SENSOR TI 5 BAR MAP-062

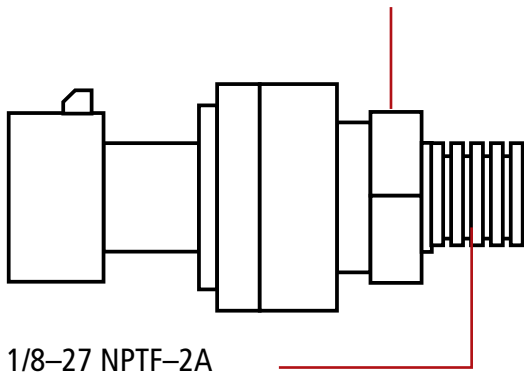


CALIBRATION

0kpa = 0.500v
500kpa = 4.361v



11/16" (17.5mm) Across Flats



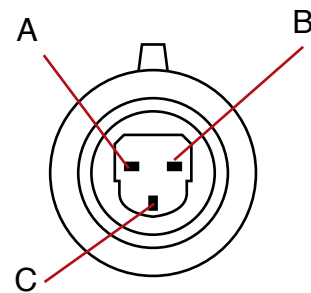
1/8-27 NPTF-2A



Part No. MAP-062

WIRING LOOKING INTO SENSOR

PIN	Description
A	Sensor Ground
B	5 Volts
C	Signal



CONNECTOR KIT

CPS-010



Push wire through connector. Crimp on terminal.
Pull wire / terminal back into connector.

