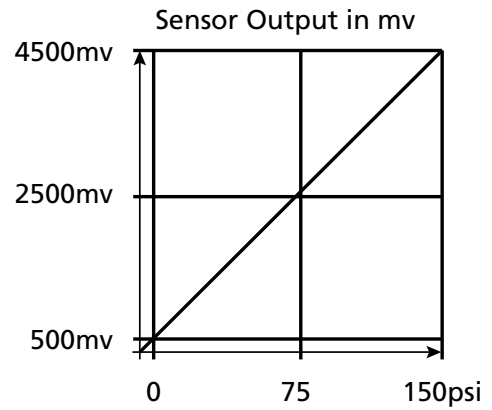


150 PSI GAUGE PRESSURE SENSOR OPS-130

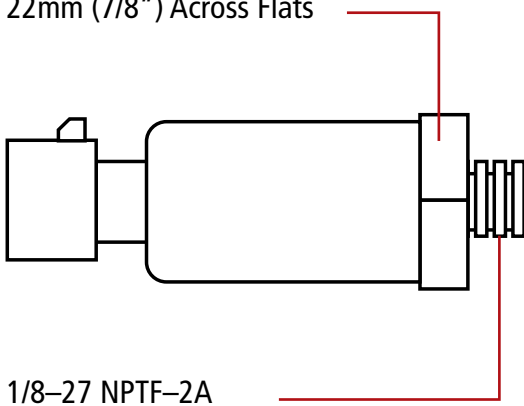


CALIBRATION

0 Psi G = 0.500v
150 Psi G = 4.500v



22mm (7/8") Across Flats



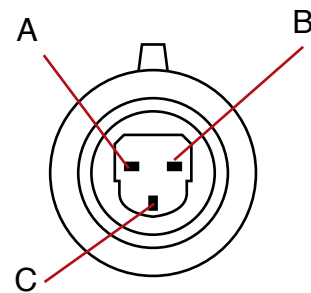
1/8-27 NPTF-2A



Part No. OPS-130

WIRING LOOKING INTO SENSOR

PIN	Description
A	Sensor Ground
B	5 Volts
C	Signal



CONNECTOR KIT

CPS-010



Push wire through connector. Crimp on terminal.
Pull wire / terminal back into connector.

